

FUTURE=READY

NEW JERSEY COALITION

FutureReady New Jersey Coalition

New Jersey's Cross Sector Coalition to Expand Economic Mobility and Broad-Based Prosperity

Overview

FutureReady New Jersey Coalition: Rationale for Cross-Sector Action, Mission, and Goals

Maria Heidkamp

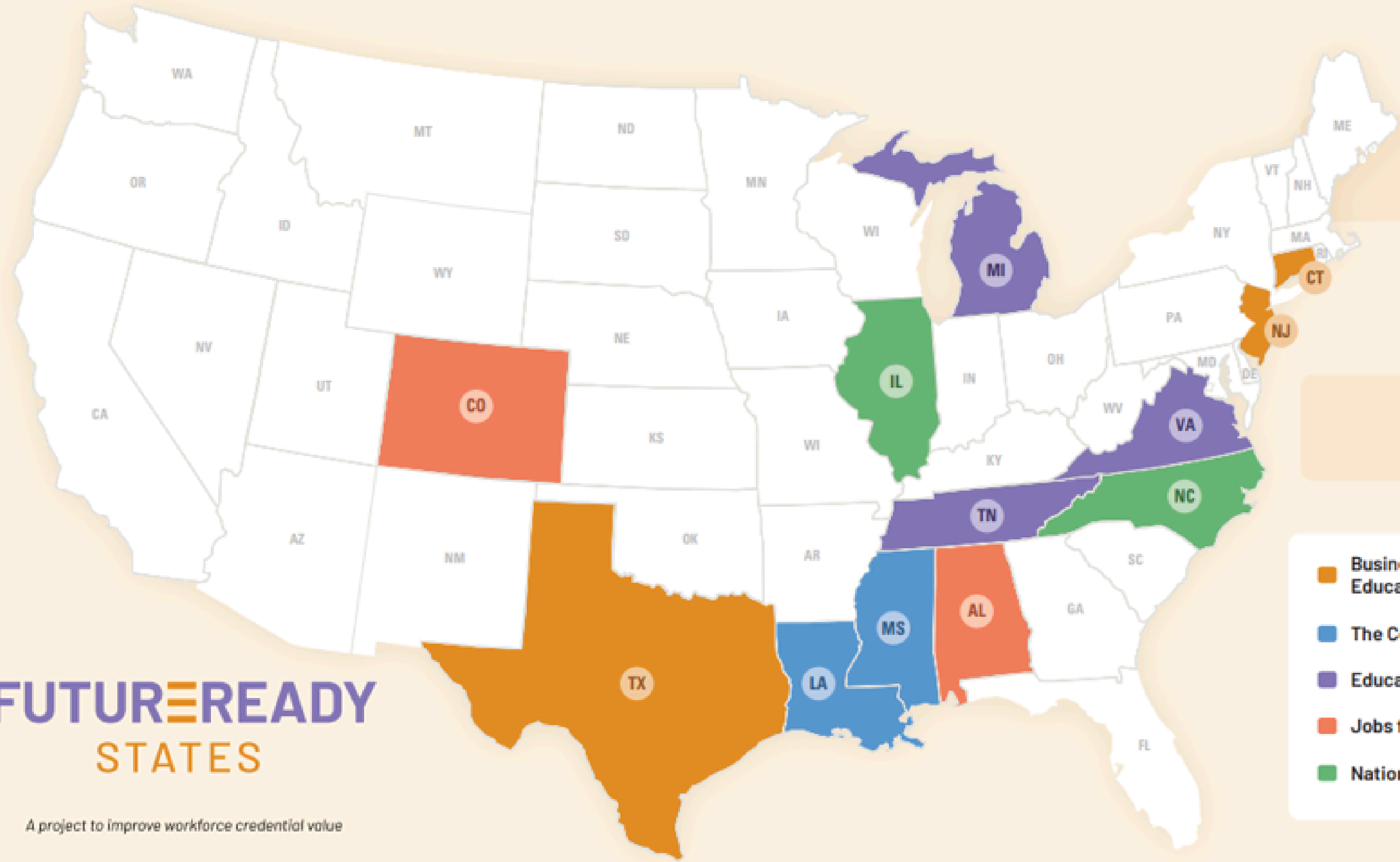
Chief Innovation and Policy Officer,
NJCCC

FUTUREREADY
NEW JERSEY COALITION

FUTURE READY STATES

A project to improve workforce credential value

- Business-Higher Education Forum
- The Century Foundation
- Education Strategy Group
- Jobs for the Future
- National Skills Coalition



MISSION

Unite across our sectors to build an equitable, prosperous, and future-ready New Jersey by helping more New Jerseyans achieve postsecondary degree and credentials that lead to economic mobility and by ensuring employers have the educated, skilled workforce they need to thrive in an evolving economy.

VISION

Our vision is for a socially just and economically flourishing New Jersey, where equitable access to education and workforce training aligns with the needs of the labor market and prepares all New Jerseyans to achieve lasting economic security. Our core belief is that cross-sector collaboration of business, labor, social justice and community-based organizations, education, the workforce system, researchers, philanthropic and charitable organizations, and government, is necessary to create the environment for broad-based prosperity.

75 x 2040

Our Statewide Educational Attainment Goal

75 x 2040

Our Statewide Educational Attainment Goal

Develop and implement strategies in pursuit of a new 75 x 2040 educational attainment goal, working together to contribute to:



**Strategic
Blueprints**



**Cross-Sector
Partnerships**



**Alignment with
Employer Need**

FUTUREREADY NEW JERSEY COALITION MEMBERS

- African American Chamber of Commerce of New Jersey
- BioNJ
- Boys & Girls Clubs in New Jersey
- Bricklayers and Allied Craftworkers Union of New Jersey
- Chamber of Commerce Southern New Jersey
- Commerce and Industry Association of New Jersey
- Garden State Employment and Training Association
- Gathering Ground
- HealthCare Institute of New Jersey

- Hunger Free New Jersey
- Independent Colleges and Universities of New Jersey
- International Brotherhood of Electrical Workers (IBEW) – Local 102
- International Union of Operating Engineers – Local 825
- Junior Achievement
- Latino Action Network Foundation
- Mental Health Association in New Jersey
- New Jersey Association of State Colleges and Universities

- New Jersey Business and Industry Association
- New Jersey Chamber of Commerce
- New Jersey Council for the Humanities
- New Jersey Council of County Colleges
- New Jersey Council of Vocational Technical Schools
- New Jersey Hospital Association
- New Jersey Institute for Social Justice
- New Jersey Library Association

- New Jersey Principals and Supervisors Association
- New Jersey's Afterschool & Out of School Time Network (NJSACC)
- New Jersey School Boards Association
- New Jersey Small Business Development Centers
- New Jersey State Library
- New Jersey YMCA State Alliance
- Statewide Hispanic Chamber of Commerce of New Jersey
- United Way of Northern New Jersey

New Jersey Summary Table

Children & Families

	State Trend	State Rank
Child Mortality	●	4
Low Birthweight	●	17
Youth Depression	●	16
Children Living With Single Parent	●	12

Citizenship & Democracy

	State Trend	State Rank
Voter Participation	↕	19

Civil Liberties

	State Trend	State Rank
Freedom of the Press	↕	1

Economy

	State Trend	State Rank
Economic Output	●	10
Productivity	●	25

Education

	State Trend	State Rank
Academic Test Scores	↕	11
Average Years of Education	●	8
Young Adults Employed or in School	●	13

Environment

	State Trend	State Rank
Net Greenhouse Gas Emissions	↕	30
Air Quality	●	23

Inequality

	State Trend	State Rank
Income Inequality	●	41
Poverty	↕	24

Life Satisfaction

	State Trend	State Rank
Satisfaction with Current Life	●	42
Social Isolation	*	44

Mental Health

	State Trend	State Rank
Depression	↕	2
Fatal Overdoses	●	18
Suicide Rate	●	2

Physical Health

	State Trend	State Rank
Life Expectancy	●	4

Social Capital

	State Trend	State Rank
Volunteerism	↕	39
Trust in Other People	↕	22

Trust

	State Trend	State Rank
Trust in the Federal Government	●	1
Trust in Science	●	4

Violence

	State Trend	State Rank
Murder Rate	●	8
Shootings	↕	2

Work & Labor Force


	State Trend	State Rank
Employment-to-Population Ratio (EPOP)	↕	21
Labor Force Participation Rate (LFPR)	↕	18
Long-Term Unemployment Rate	●	44
Hourly Earnings Growth	↕	47

New Jersey has Long Enjoyed a Well-Educated Workforce that has Propelled Innovation and Economic Growth

- Key New Jersey industries (biopharma, technology, financial services, manufacturing) depend on a well-skilled workforce.
- 59.3% of NJ's adult population currently has earned a postsecondary credential or degree.
- New Jersey ranks 8th among states for percent of the working age population with a postsecondary credential or degree.
- NJ ranks behind MA and CT but outpaces neighboring states of NY and PA.

Source: Lumina A Stronger Nation: Educational Attainment 2023 Report

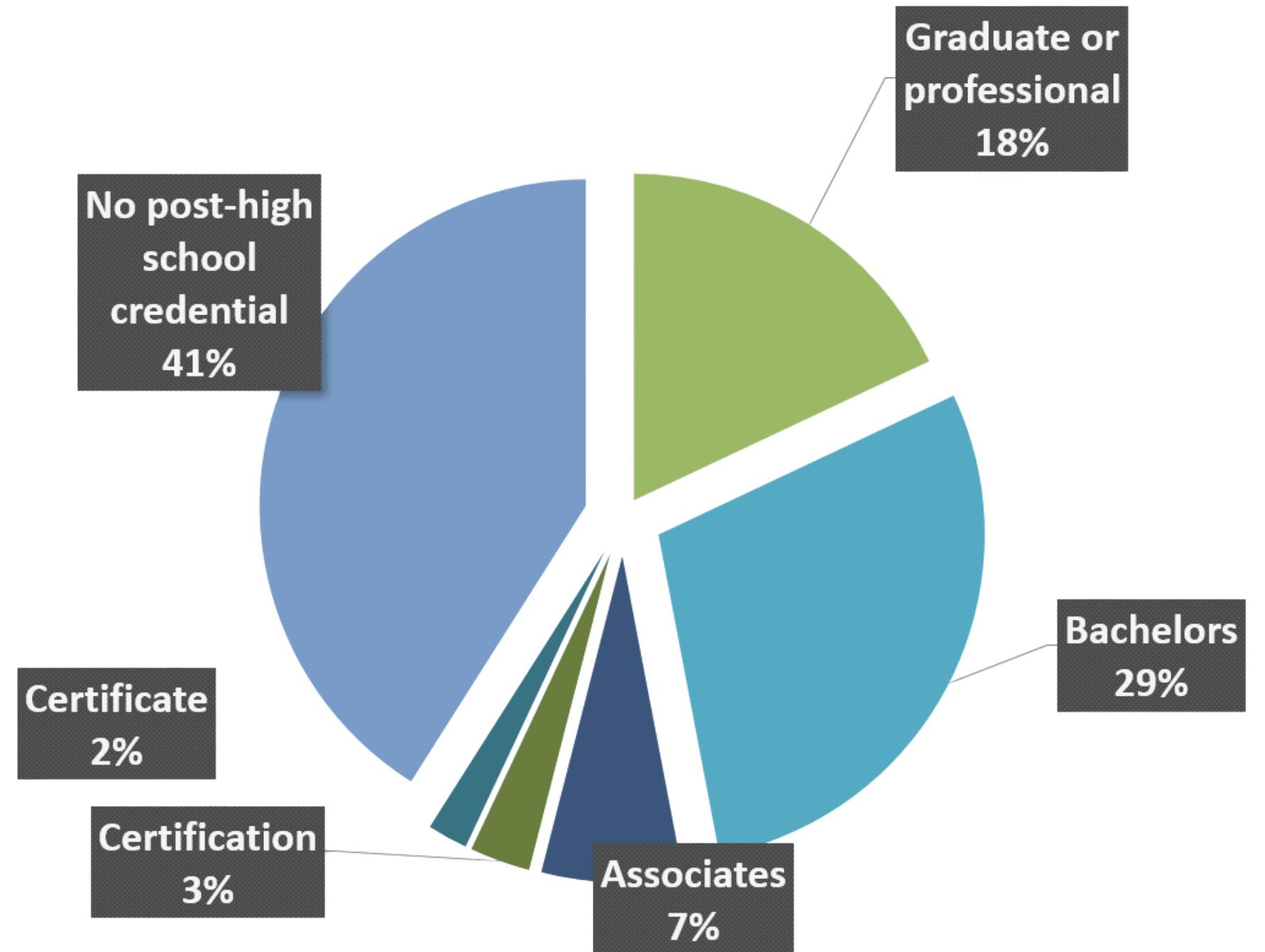
Postsecondary Attainment, 2023



Pennsylvania
53.7%

New York
56.8%

New Jersey Attainment by Education Type: 2023



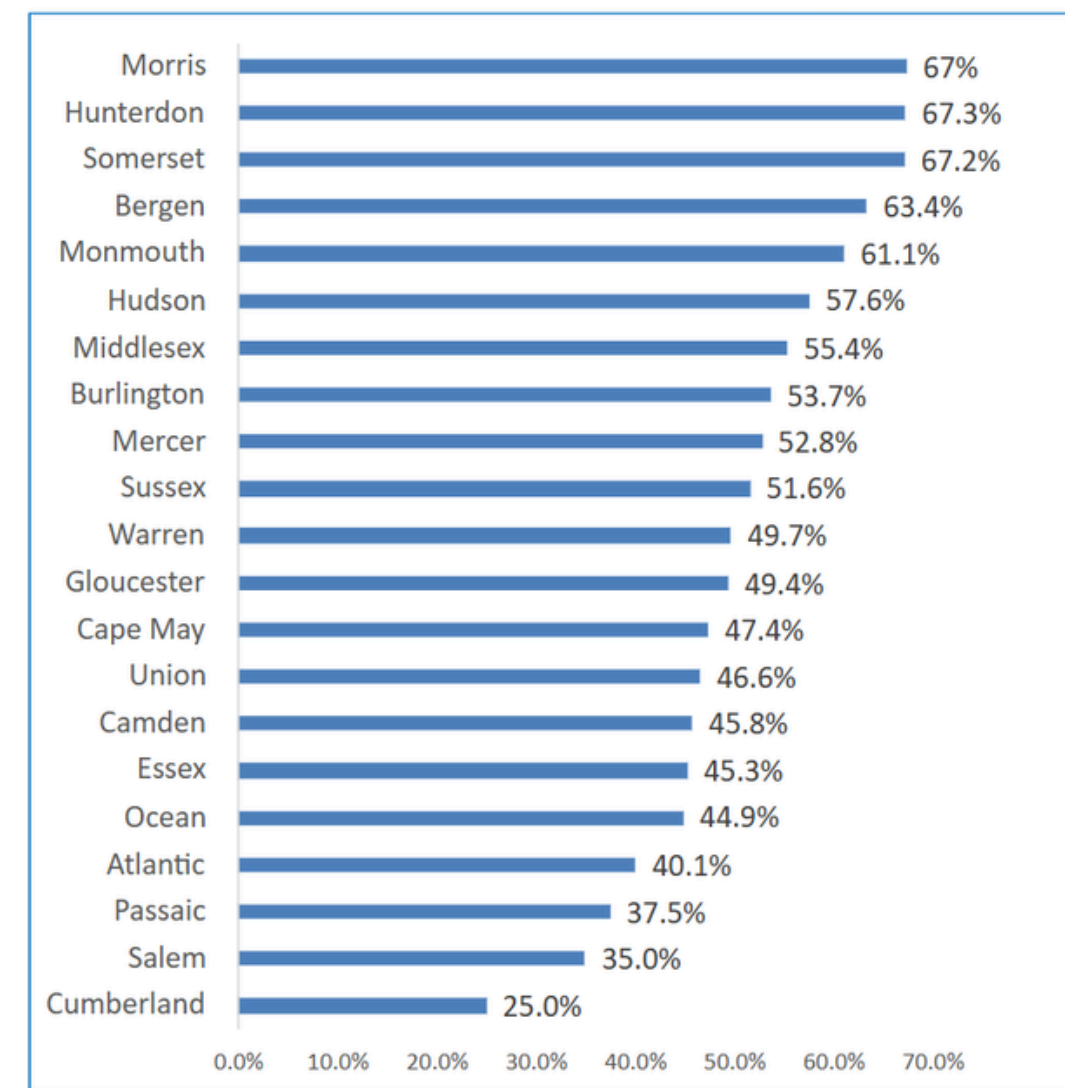
Source: Lumina A Stronger Nation: Educational Attainment 2023 Report

Significant Gaps in Educational Attainment Persist in New Jersey

Postsecondary Attainment by Race/Ethnicity 2023	
Asian & Pacific Islander	81%
Black	39%
Hispanic	32%
White	61%

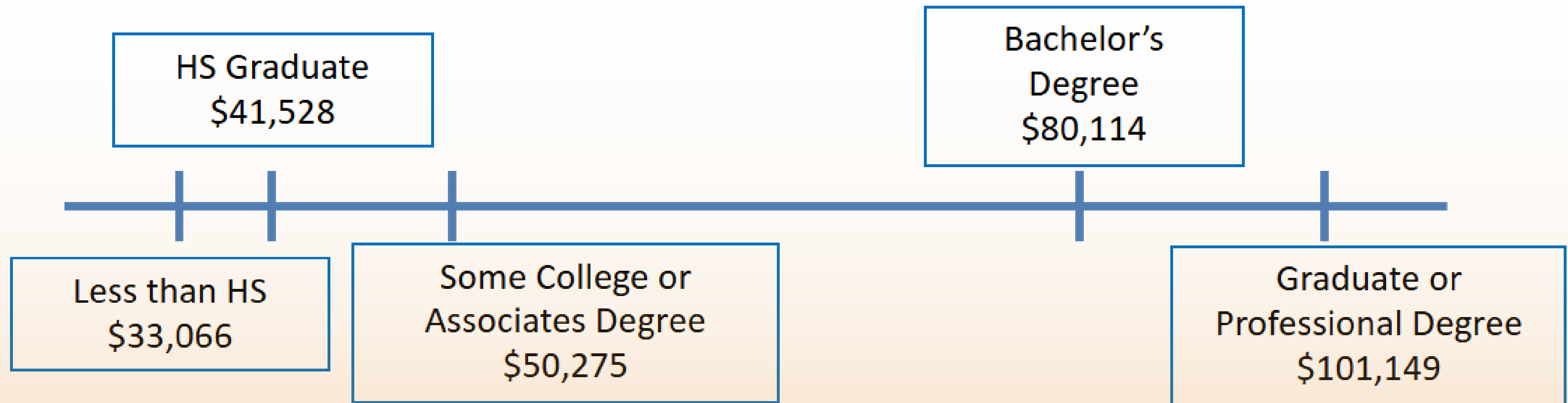
41% of NJ adults have no post-high school credential.

Postsecondary Attainment by County, 2023



Higher Earnings, Lower Unemployment

NJ Median Annual Earnings by Educational Attainment, 2023



Source: US Census Bureau American Community Survey, Median Earnings in the Past 12 Months by Educational Attainment for the Population 25 Years+ in NJ

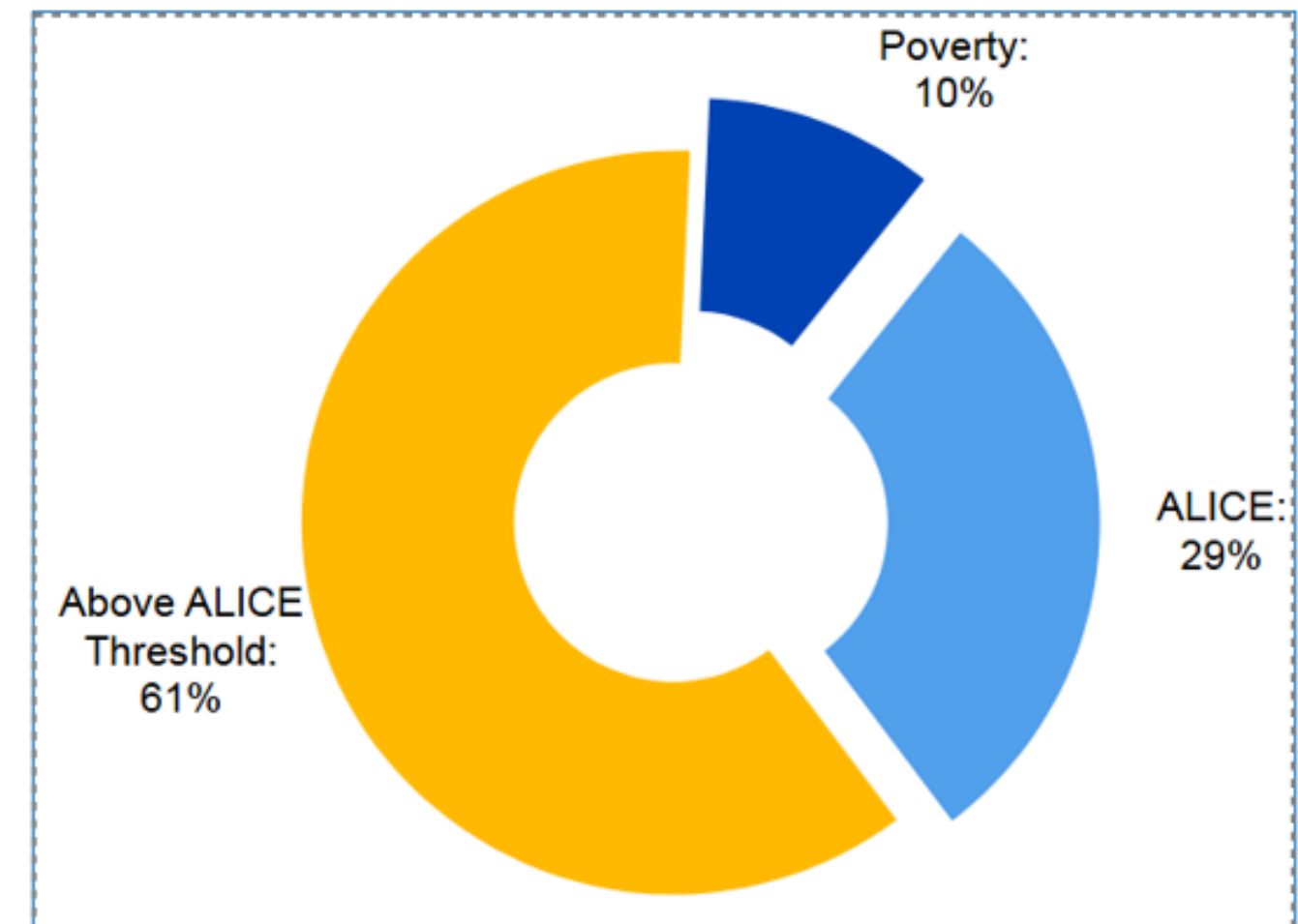
A Changing Economy Will Require More New Jerseyans to Have a Postsecondary Degree or Credential

New Jersey will likely see significant job growth in occupations requiring a postsecondary credential or degree

NJ Top Occupations with the Most Projected Employment Growth	
Occupation	Projected Growth (%) 2022 - 2032
Total, All Occupations	4.8
Nurse Practitioners	50.6
Physician Assistants	34.1
Physical Therapist Assistants	33.9
Cooks, Restaurant	28.5
Medical and Health Services Managers	28.3
Data Scientists	28.3
Solar Photovoltaic Installers	27.3
Exercise Trainers & Group Fitness Instructors	24.8
Information Security Analysts	24.4
Massage Therapists	23.6


Working is Not Always Enough: NJ's "ALICE" Population (Asset Limited, Income Limited, Constrained, Employed)

Of NJ's 3.5 million households in 2023, 10% earned below the Federal Poverty Level (FPL), and 29% were ALICE – earning above the FPL, but not enough to afford the ALICE Household Survival Budget for their household composition and location. **Combining these two groups, 39% of households in New Jersey were below the ALICE Threshold.**



NEW GOAL: 75 x 2040 – Ensuring More New Jerseyans Get Degrees and Credentials that Lead to Family-Sustaining Wages

- This new measure takes economic success into account.
- By 2040, 75% of adults in the labor force (ages 25-64) will have degrees or credentials of value leading to economic prosperity.
- Credentials of value lead to salaries and wages at least 15% above the national median earnings of a high school graduate.
- In 2023, 48.9% of NJ's labor force met this goal.



Connecting Postsecondary Attainment to Economic Mobility and Broad-based Prosperity

**HOW DO WE
EMPHASIZE HIGH
QUALITY AND
STACKABLE
CREDENTIALS IN A
CHANGING
ECONOMY?**

**HOW DO WE
FOSTER
ACCESS AND
SUCCESS
FOR ALL NEW
JERSEYANS?**

Elements of a Future Ready NJ Coalition Blueprint:

Building on the Opportunity Agenda

FUTURE=READY
NEW JERSEY COALITION

Pillars of the *Opportunity Agenda*

Pillar 1

Helping All **High School Students** Access Pathways to Postsecondary and Career Success

Pillar 4

Helping **Adults** Attain the Credentials They Need for Career Mobility and Labor Market Success

**75% x 2040
Attainment Goal**

Pillar 2

Fostering **Student Success and Completion** in Postsecondary Education and Training

Pillar 3

Building **Transparent, Seamless, and Stackable Pathways** that Respond to the Changing Economy

Community College
Collaboration to
Strengthen Our Agile,
Innovative Network

Cross Sector Action
Coalition: Business, Labor,
Education, Workforce,
CBO, and Government

Actionable, Timely
Data to Inform Decision
Making and Continuous
Improvement

**Coalition
Member
Current and
Prospective
Action
Partnerships**

YMCA State Alliance

Libraries

NJISJ

K-12 Dual Enrollment

FUTURE  READY
NEW JERSEY COALITION

